



The Straumann Group eShop Now simpler than ever.



US eShop

www.straumanngroup.us/eshop



Canada eShop

www.straumanngroup.ca/eshop

straumanngroup

Now simpler than ever!

Online Only

Special online offers

New Features

Order Templates

State-of-the-art usability

Product proposals

Short Delivery Times

Same day shipping

Tailored to Your Needs

Easy product finding

Simplified ordering and navigation

The basics **1**

Register

Register as an eShop user	6
Log on screen	7
Contact form	8

eShop

Search for products	10
Individual product page	12
Checking out	14

Self service

Orders, Returns/Product Issue	20
New Consignment Order	22
My Info	26
Personalization	28
Billing and Payment	30
Account balance	32
Monthly Statements	33

The basics of the home page

Quick Tip

Bookmark the eShop URL in your browser to access it quickly.

The eShop home page has been designed for ease of use, with the products you need just a click away.

You will be presented with the screen opposite after entering the relevant URL in your web browser:

www.straumanngroup.us/eshop for US, or
www.straumanngroup.ca/eshop for Canada.

1 Log On/Register

Clicking on this will take you to a page where you can Register as an eShop user (see page 6), or Login if you have already registered.

2 My Shopping Cart

At any point you can click on this link to go to your shopping cart to view or remove any products that have been added.

3 Interactive Menu

Hovering your cursor over these menu items will bring up each division, making finding the product you are looking for quick and easy.

4 Offers & Info Banner

The latest updates in products and special offers.

5 Quick Look Menu

Another way to access the products in each division quickly, with all options displayed.

1 LOG ON/REGISTER



eshop Self Service CARES® Scan & Shape Contact Us/ Support

Log On/Register My Shopping Cart (0)


2 SHOPPING CART

Search here

Advanced Search My order/drafts My Orders

straumanngroup

3 INTERACTIVE MENU



4 OFFERS & INFO BANNER



5 QUICK LOOK MENU



Register as an eShop user

Registering as an eShop user takes less than 5 minutes, and once you have your online account set up, future log ins simply require you to enter your user name and password.

1 Log On/Register

When you click on the Log On/Register menu item on the home page (which is always located at the top right hand side of the page), you are taken to the page seen opposite.

2 Select 'New User'

If you do not have an online account, select 'I am a new user'.

3 Register Button

Click the Register button to be taken to the next page, where you will enter your details.

Quick Tip

You will know you have entered the right eShop URL for your country by the flag shown next to Log On.

1 LOG ON/REGISTER



eShop Self Service CARES® Scan & Shape Contact Us/ Support

Log On/Register My Shopping Cart (0)

Search here



Advanced Search My order drafts My Orders

straumanngroup

Welcome to the customer portal Straumann USA

login

I am a registered user

I am a new user

Please register.

You can only register for the Straumann customer portal of your country. Are you on the registration page of your country?
If not please choose [here](#) your country.

Register

2
SELECT
NEW USER

3
REGISTER
BUTTON

Register

CONTACT FORM

Fill in all the details on the online form, making sure to fill in all mandatory fields (*).

1 Customer Number

- a. If you are a Straumann Group customer tick the 'I have a customer no.' box, then enter your customer number.
- b. If you are not a Straumann Group customer you can still register for eShop, just fill in your details and our customer service will contact you to set up an account.

2 Submit Button

Once you have completed all of the fields and clicked submit, your details will be sent to the customer service team.

Within 24 hours, your details will be verified and your new online user name and password will be emailed to you.

Quick Tip

Once you have an account set up, you will be able to log in with a user name of your choice.

Contact form Straumann USA

Reason *

Please create an eShop user
 Register as a CARES® Scan & Shape user

I have a Customer No. ←

Name of Business *

Title

First name *

Last name *

Profession *

Bldg/Suite/Floor/Room

Street Address *

City *

State *

ZIP code *

National Provider Identifier *

Phone *

E-mail Address *

License# of Dr./Technician *

Tax ID *

Tax Exempt *

1
SELECT, AND
ENTER YOUR
CUSTOMER
NUMBER

2 →
SUBMIT BUTTON

eShop

SEARCH FOR PRODUCTS

The eShop sections of the site allow you to efficiently search for specific products and add them to your shopping cart.

1 eShop Navigation

At any time in the site, you are able to click on this navigation link to go to the eShop page.

2 Type Search

Typing a product's name or code in the search box will reveal all the relevant results interactively, popping up below the search box, which you can then click on.

3 Interactive Menu

Hovering your cursor over these menu items will bring up each of the categories, making finding the product you are looking for quick and easy.

4 Refine Search Options

You can refine your search by ticking boxes based on Endosteal Implant diameter, Implant solution, use, platform etc,

5 Sort/Show

If you would like to see more products on one page, or sort them differently.

6 No Price Shown

As the user has not 'logged in' to the site, they are unable to see the prices of the products. Page 11 shows a user logged in.

7 Scroll Down

Depending on the amount of products to show, you will be able to scroll down to view more.

Quick Tip

You will need to be logged in to view the prices of products.

1 ESHOP NAVIGATION

2 TYPE SEARCH

Search here

Advanced Search My order drafts My Orders

straumanngroup

3 INTERACTIVE MENU

Straumann Neodent Medentika

Shop > Straumann > Implant Solutions > Implants > Bone Level Implants

Bone Level Implants (90 products found)

Show 12 Sort By Product ID Ascending

5 SORT/SHOW

4 REFINE SEARCH OPTIONS

Brand: Straumann (90)
Endosteal Implant Diameter: 2.9 mm (3), 3.3 mm (29), 4.1 mm (29), 4.8 mm (29)
Implant Solution Category: Implants (90)
Implant Line: Bone Level implant (90)
Implant Platform: Narrow CrossFit®, Regular CrossFit®, Regular CrossFit®, Small CrossFit®
Endosteal Length: 8 mm (18), 10 mm (20)

Product grid showing Bone Level Tapered Implants with images, descriptions, and 'Add to Cart' buttons.

6 NO PRICE SHOWN

7 SCROLL DOWN

eShop

INDIVIDUAL PRODUCT PAGE

View high resolution images and a detailed product description of the product you have clicked on.

1 Navigation

When you are moving through the site, you can go back to the previous level by clicking on this 'navigation trail'.

2 Image

Click on project image to zoom in.

3 Availability

Availability of stock can be seen, with the circle changing to amber when a product is low / out of stock. You can still order a product that is out of stock, it is simply placed on back order.

4 Price

You can view the price if you are logged in.

5 Quantity

Adjust the quantity you require.

6 Suggested Products

Any products that are related will be displayed in a convenient drop down menu, which you can browse.

7 Technical information

All the technical details for the product will be listed.

8 Alternative Products

Any upgrade products will be displayed on the right, enabling you to quickly view the difference, and potential alternatives.

9 Add to Order Draft

This feature sits under each product, which allows you to add the particular product to an Order Draft.

Quick Tip

You will need to be logged in to view your shopping cart.

1 NAVIGATION

2 IMAGE



3 AVAILABILITY

4 PRICE

5 QUANTITY

6 SUGGESTED PRODUCTS

Search here [Advanced Search](#) [My order drafts](#) [My Orders](#) **straumann**group

Bone Level Implant Ø 3.3 mm - Narrow CrossFit® Ø 3.3 mm - SLA® 10...

eShop > Straumann > Implant Solutions > Implants > Bone Level Implants > Bone Level Implant Ø 3.3 mm - Narrow Cro...

Product ID 021.2810

Product description | **Technical information**

Bone Level Implant Ø 3.3 mm

Narrow CrossFit® Ø 3.3 mm
SLA® 10 mm
Ti Loxim™

Confidence – The Bone Level line is designed to optimize metal bone preservation, to achieve pleasing esthetic results with a simplified handling.

Simplicity – The CrossFit® connection features four positions and a conical portion that makes handling easier and provides confidence for component.

Product ID 021.2810 More than 20 pieces available

\$395.00 PC

Upgrade your choice

021.2810
Bone Level Implant Ø 3.3 mm
Narrow CrossFit®
SLActive® 10 mm
Rtxchd®

More than 20 pieces available

\$459.00

Suggested Products

- Closure Caps
- Round Bars
- Profile Drills

7 TECHNICAL INFORMATION

8 ALTERNATIVE PRODUCTS

9 ADD TO ORDER DRAFT

eShop

CHECKING OUT SHOPPING CART

When you are ready to complete your order, or view the items in your Shopping Cart, click on the blue shopping cart button which will take you to the page seen opposite.

1 Continue Shopping

If you would like to go back and browse / select more products, this link will take you back to the previous page.

2 Your Reference

Add your purchase order number or patient reference. You are able to leave any 'Special Instructions' to go along with your order.

3 Voucher Code

If you have a code from a special promotion, make sure to type it in here, so that you can claim your discount!

4 Print

5 Availability

If the availability of a product is zero, it will come up amber. This product will be placed on back order.

6 Checkout Button

Once you have all the items in your shopping cart that you require, please proceed by clicking the Checkout button.

Quick Tip

Enter a Voucher code to receive exclusive eShop promotions.

synocta Advanced Search My order drafts My Orders

straumanngroup

My Shopping Cart

eShop > My Shopping Cart

CONTINUE SHOPPING Refresh Clear All Print



Checkout >

General

Your Reference / PO number Special instructions

Products (2 entries)

Refresh Add all to my order drafts Sort By Item Ascending Display

Item	Product	Availability	Actions	Unit Price	Total Price
10	 <p>BONE LEVEL TAPERED IMPLANT - Ø 4,1MM RC - SLACTIVE® 10MM, LOCK™ - BOXLOCK®</p> <p><input type="text" value="043300"/> <input type="text" value="1"/> <input type="text" value="PC"/></p>	available	Remove	USD 439.00	USD 439.00
20	 <p>BAR SET PLASTIC - INCLUDES: 2 X RN SYNOCTA® 3.5 ABUTMENT, 048.6032 X RN SYNOCTA® ANALOG, 048.3242 X RN SYNOCTA® PLASTIC COPING, BAR, 048.2272 X SCS OCCLUSAL SCREW, 048.350</p> <p><input type="text" value="040197"/> <input type="text" value="1"/> <input type="text" value="PC"/></p>	6 pieces available	Remove	USD 300.00	USD 300.00

1 CONTINUE SHOPPING

2 YOUR REFERENCE

3 VOUCHER CODE

Voucher

4 PRINT

6 CHECKOUT BUTTON

5 AVAILABILITY

eShop

CHECKING OUT REVIEW YOUR ORDER

When you click on the 'Checkout' button, you will be taken to the 'Review order' page, which is seen opposite.

1 Your Details

These are the details for your order, including delivery address. Should you want to see more details, click on the 'display' button on the right.

2 Change Details

Should you want to change or add a delivery address, click on the 'change' button on the right.

3 Add to Order Drafts

If the products in your shopping cart are items you will be needing regularly, you can click this button to add these items to an order draft. When you click, you will be presented with the option of which order draft to add the items to (more information about Order drafts on page 17).

4 Terms and Conditions

You will not be able to proceed with your order until you have accepted the Terms and Conditions. If you click the 'Buy Now' button without accepting these, you will be prompted to go back and check this box.

5 Shopping Cart Summary

Summary of your order at a glance, including shipping.

Quick Tip

Accept the Terms and Conditions to be able to proceed with your purchase.

1 YOUR DETAILS

Checkout

- 1 Personal Details** DISPLAY
Name: Territory Manager Signed in as Contact for Dr. Test Test
- 2 Billing Details** CHANGE
Bill-To Address: Dr. Test Test
60 Minuteman Road / Andover MA 01810
- 3 Shipping Details** CHANGE
Ship-To Address: Dr. Test Test
60 Minuteman Road / Andover MA 01810
Delivery Type: UPS GROUND
- 4 Payment Details** CHANGE
Voucher: Enter code
Payment Method: MasterCard 4844 1/2020
Payment Page: Dr. Test Test
60 Minuteman Road / Andover MA 01810

2 CHANGE DETAILS



3 ADD TO ORDER DRAFTS

5 REVIEW ORDER

Sales Transaction Items

Products (2 entries)

[Add all to my order drafts](#) Sort By: Item Ascending Display: 2

Item	Product	Delivery	Unit Price	Total Price
10	 BONE LEVEL TAPERED IMPLANT - Ø 4.3MM RC - SLACTIVE™ XIMPA, 1.0X11™ - ROKROUD® 029.3910	1 PC 🟢 available	USD 459.00	USD 459.00
20	 BAR SET PLASTIC - INCLUDES 2 X RN SYNOCETAP LS ABUTMENT, 048.292 X RN SYNOCETAP ANALOG, 048.292 X RN SYNOCETAP PLASTIC CORNER, 048.233 2 X SCS OCCIPITAL SCREW, 048.350 040.197	1 PC 🟡 In stock available	USD 500.00	USD 500.00

4 TERMS AND CONDITIONS

I accept the general terms and conditions (GTC) [\(Display GTC\)](#)

[Continue Shopping](#) [Back to Cart](#) [Buy Now](#)

5 SHOPPING CART SUMMARY

Shopping Cart Summary

2 Items

Subtotal	USD 990.00
Shipping	USD 0.00
Taxes	USD 31.25
Total	USD 990.25

eShop

CHECKING OUT ORDER OVERVIEW

When you have clicked 'Buy Now' you are taken to an overview page where you can view the details of your order, along with the order number.

1 Order Number

2 Print

Having placed this order, you will have an 'Order Receipt Confirmation' sent to your user email address. However, if you want an instant hard copy of the order, you can print this page by clicking this button.

3 Details of the Order

All the details that were listed on the previous page.

4 Add to Order Drafts

If the products that you have purchased are items you will be needing regularly, you can click this button to add these items to an order draft. When you click, you will be presented with the option of which order draft to add the items to (more information about Order drafts on page 17).

5 Products

A list of the products that you have just ordered.

Quick Tip

An 'Order Receipt Confirmation' will be sent to your email.

tynocta

[Advanced Search](#) [My order drafts](#) [My Orders](#)

straumanngroup

Thank you! Your Order has been created and is being processed.

1 → ORDER NUMBER

Order 99535010

[Self Service](#) > Order 99535010

2 → PRINT

Print

3 → DETAILS OF ORDER

General

Sold-To Party Dr. Test Test
60 Minuteman Road / Andover MA 01810

Ordered by Territory Manager
60 Minuteman Road / Methuen MA 01944

Your Reference / PO number

Created On 7/30/2018

Billing Details

Bill-To Address Dr. Test Test
60 Minuteman Road / Andover MA 01810

Shipping Details

Ship-To Address Dr. Test Test
60 Minuteman Road / Andover MA 01810

Delivery Type UPS GROUND

Payment Details

Payment Method MasterCard *****4444 1/2020
[Edit Credit Cards](#)

Payer Dr. Test Test
60 Minuteman Road / Andover MA 01810

Products (2 entries)

Add all to my order drafts

Sort By: Item Ascending 1

4 → ADD TO ORDER DRAFTS

5 → PRODUCTS

Item	Product	Unit Price	Total Price
------	---------	------------	-------------

Self Service

Quick Tip

You click on the + icon to show additional options.

ORDERS, RETURNS/PRODUCT ISSUE

The Self Service section allows you to look up orders, invoices, consignment and change your information.

1 Self Service Section

To access the Self Service section of the site, you click on this menu item.

2 My Orders

The location of the 'My Orders' link is located under the 'Orders>Returns/Product Issues' as indicated. Clicking this will bring up the screen opposite. All your orders and returns can be found here, including those made prior to being registered as an eShop user.

3 My Returns

View all your returns, including those prior to being a registered eShop user.

4 Log Off

If at any time you wish you log off.

5 View Orders

You are able to toggle between the time frames for different orders. You may wish to only view the orders from the last 30 days, in which case, you would select that button.

6 View Individual Order

Clicking on an individual Order ID will open up a screen where you can view the details of the order.

1
SELF SERVICE
SECTION

4
LOG OFF



My Orders

Self Service > My Orders

2
MY ORDERS

Orders>Returns/Product Issues

My Orders

My CAD/CAM orders

3
MY RETURNS

My Returns

My Product Issues

New Return/Product Issue/Feedback

+ Consignment

+ My Info

+ Personalization

+ Billing and Payment

+ Straumann Patient Pro

Last 30 Days Last 90 Days Last 12 Months

5
VIEW ORDERS

My Orders (3 results found)

SORT BY Creation Date Descending

Order ID	Your Reference	Creation Date	Total	Shipping Conditions	Tracking/Transport...
99535010		7/10/2018	\$0.00		
99519007		6/26/2018	\$200.00		
99499980		6/12/2018	\$0.00		

6
VIEW INDIVIDUAL
ORDER

Self Service

CONSIGNMENT

In the Self Service section of the site, you are able to view and order consignment orders.

1 My Stock Overview

Easily keep tabs on what you have in stock, and the expiration date.

2 Expiration Notice

When a product is about to expire, the line item will be highlighted in red. When a product still has some time, but is nearing its expiration date, it will be highlighted in yellow.

Quick Tip

Download and print your Consignment Stock Inventory in 'My Stock Overview'.

My stock overview

Self Service > My stock overview

+ Orders>Returns/Product Issues

- Consignment

My stock overview

New Consignment order

My Consignment orders

+ My info

+ Personalization

+ Billing and Payment

+ Straumann Patient Pro

Print Sort by Product ID Ascending

Product ID	Description	Lot Number	Quantity	Expiration Date
021.2308	Bone Level Implant Ø 3.3 mm - Narrow CrossFit® - SLActive® 8 mm - Roxolid®	H0622	2	21/07/2019
021.2310	Bone Level Implant Ø 3.3 mm - Narrow CrossFit® - SLActive® 10 mm - Roxolid®	H0122	1	9/07/2019
021.2310	Bone Level Implant Ø 3.3 mm - Narrow CrossFit® - SLActive® 10 mm - Roxolid®	H0414	1	13/07/2019
021.2310	Bone Level Implant Ø 3.3 mm - Narrow CrossFit® - SLActive® 10 mm - Roxolid®	HK135	2	27/07/2019
021.2312	Bone Level Implant Ø 3.3 mm - Narrow CrossFit® - SLActive® 12 mm - Roxolid®	HN025	1	25/08/2019
021.2312	Bone Level Implant Ø 3.3 mm - Narrow CrossFit® - SLActive® 12 mm - Roxolid®	HV679	1	30/10/2019
021.2410	Bone Level Implant Ø 3.3 mm - Narrow CrossFit® - SLA® 10 mm - T1	HG341	1	13/07/2017
021.2414	Bone Level Implant Ø 3.3 mm - Narrow CrossFit® - SLA® 14 mm - T1	AR932	1	30/04/2016

1 MY STOCK OVERVIEW

2 EXPIRATION NOTICE

Self Service

NEW CONSIGNMENT ORDER

Please enter your Reference and/or Purchase order number.

NEW
CONSIGNMENT
ORDER

New Consignment order
Self Service > New Consignment order

+ Orders>Returns/Product Issues **Clear All**

- Consignment

My stock overview
New Consignment order
My Consignment orders

+ My info

+ Personalization

+ Billing and Payment

+ Straussma Patient Pro

Your Reference / PO number: Special instructions:

Item	Product ID	Lot	Actions	Total Price
<input type="text"/>	<input type="text"/>	<input type="text"/>	<input type="text"/>	<input type="text"/>
enter product ID	<input type="text"/>	<input type="text"/>	<input type="text"/>	<input type="text"/>
enter product ID	<input type="text"/>	<input type="text"/>	<input type="text"/>	<input type="text"/>
enter product ID	<input type="text"/>	<input type="text"/>	<input type="text"/>	<input type="text"/>
enter product ID	<input type="text"/>	<input type="text"/>	<input type="text"/>	<input type="text"/>

Voucher

Subtotal	1/PD	0.00
Shipping	USD	0.00
Taxes	USD	0.00
Total	USD	0.00

Quick Tip

Don't forget to enter the Lot number when ordering consignment stock.

NEW CONSIGNMENT ORDER

Make sure to accept the Terms and Conditions before proceeding with your order.

NEW CONSIGNMENT ORDER

VIEW YOUR DETAILS

TO ADD OR CHANGE THE DELIVERY ADDRESS

ACCEPT THE TERMS AND CONDITIONS

Order/Returns/Product Issues

Consignment

My stock overview

New Consignment order

My Consignment orders

My Info

Personalization

Order Drafts

Billing and Payment

Straumann Patient Pro

1 Personal Details DISPLAY

Name Theresa Allen Signed in as Contact for Dr Greg Peake

2 Billing Details CHANGE

Bill-To Address Dr Greg Peake / 8 Chandler Street / Boston MA 02111

3 Shipping Details CHANGE

Ship-To Address Dr Greg Peake / 8 Chandler Street / Boston MA 02111


4 Payment Details CHANGE

Payment Method Invoice

Payer Dr Greg Peake / 8 Chandler Street / Boston MA 02111

5 REVIEW ORDER

Products

Item	Product ID	Lot	Your Reference / PO number	Unit Price	Total Price
10	 Bone Level Implant Ø 3.3 mm Narrow CrossFit® SActive® 6 mm Roxolid® 0012308	1 PC	H1622	US 695.00	US 695.00

I accept the general terms and conditions (GTC). [\(Display GTC\)](#)

Back **Submit**

Self Service

MY INFO

Should you want to update any account details, you can easily edit these from the eShop site.

1 Your Info

Clicking on the menu item 'Your Info' will open all the options for changing your details.

2 User Name

When you register, we will provide a User ID as your 'User Name'. If you would find it easier to user another code, or even your name, you can easily change this here.

Quick Tip

You can change your user name, password and address in the 'My Info' section.



Personal Data

Self Service > Personal Data

+ Orders>Returns/Product Issues

+ Consignment

- My Info

Personal Data

Company Data

Change Password

Credit/ACH Accounts

+ Personalization

+ Billing and Payment

+ Straumann Patient Pro

Save Cancel

Please contact us if your personal data shall be changed. (click here)

Logon Data

User ID 1_232065

User Name * 1_232065

General Data

Title * [input]

First Name * Territory

Middle Name [input]

Last Name * Manager

Company Name Dr. Test Test

Additional Name/Attention of [input]

Contact ID 1000232065

Address Data

Country USA

Bldg/Suite/Floor/Room [input]

Street 60 Minuteman Road

City/ Postal Code Andover 01810

State or Region Massachusetts

Communication Data

Phone 888 555 5555

Mobile [input]

Fax 888 555 5555

E-Mail * larry.hines@straumann.com

1 YOUR INFO

2 USER NAME

Self Service

Quick Tip

Click on the Order Draft name to access it.

PERSONALIZATION

Order drafts (order templates) for products that you order regularly. Click on Personalization, to create.

1 To Reveal Order Drafts Menu

As the menu may be 'collapsed' you will need to click on the + symbol to the left of 'Personalization' to see the order drafts menu item.

2 Order Drafts

The screen you see opposite is the Order Drafts page, which can be accessed by clicking this menu option.

3 New Order Draft

If you wish to create a new order draft, you click on this button. A screen will pop up to prompt you to name your new order draft (see next page).

4 Existing Order Drafts

You may have multiple order drafts, and you can click on an existing one, should you want to order from it.

ADDING PRODUCTS TO YOUR ORDER DRAFT

Under every product, you will see a link named 'Add to Order Draft'. When you click on this, a window will pop up, prompting you to choose which Order Draft to add the product to.

Order Drafts

Self Service > Order Drafts

+ Orders>Returns/Product Issues

+ Consignment

+ My Info


- Personalization

Order Drafts


+ Billing and Payment

+ Straumann Patient Pro

New order draft

Sort By:  Last Used Date Descending

Favorites



Copy Remove

beica



Copy Remove

Locators



Copy Remove

Resorbable Membranes



Membrane Flex 15 x 20 Porcine

Copy Remove

EMDOGAIN



0.3 ml Multipack includes:
3 emdogain & 3 prefgrl

Copy Remove

ALLOGRAFT



Cortical/Cancellous Mix
250-2000 Microns 0.5 cc // 2.0 cc

Copy Remove

BC Impression Components



Bone Level / Bone Level
Tapered Implants
Diameters: 4.1 & 4.8

Copy Remove

NC Impression Components



Bone Level / Bone Level
Tapered Implants
Diameter: 3.3 Narrow
CrossFit Connection

Copy Remove

1 TO REVEAL ORDER DRAFTS MENU

2 ORDER DRAFTS

3 NEW ORDER DRAFT

4 EXISTING ORDER DRAFTS

Self Service

BILLING & PAYMENT

In the Billing & payment section of the Self Service menu, you can view, download and print invoices, payments received, account balance, pending transactions and credits.

1 Billing and Payment

Clicking on the menu item 'Billing and Payment' will open all the options available.

2 View Outstanding Invoices

Clicking on this menu item will present you with all invoices (including those prior to eShop registration). Clicking on the red invoice number will open a new window where you can view what the order contained. If you would like to download a tax invoice click on the PDF button on the right.

3 Download Selected Tax Invoices

Tick the boxes to the left of the Bill Descriptions you wish to print, and then click on 'Download Selected Entries', to download invoice(s).

4 Make Payment

Apply payment to selected invoice.

Quick Tip

You can view and download all invoices, including those prior to registering as an eShop user.

Orders>Returns/Product Issues

Consignment

My Info

Personalization

Billing and Payment

View/Play Outstanding Invoices

Invoice Payment Status

Pending Transactions

Credits

Account Balance

Statement

Last Activity

Straumann Patient Pro

List of Open Bills (Overdue invoices are displayed in red)

Straumann USA, LLC (STUS).Dr. Test Test

1. Select all bills that you would like to pay: [New Search](#)

Bill Description	Due	Billed Amount	Open	Payment Amount	View
<input type="checkbox"/> Invoice 9080208434 of Jul 8, 2018 Jun 8, 2018	Jul 8, 2018	USD 195.00	USD 195.00		

[Select All](#) [Deselect All](#) [Download Selected Entries](#)

Total Due

Apply Credits - USD 195.00

If you do not want to use your credits towards this payment, do not select the Credits field.

Total Net Payment Amount

2. Select the account below to use for your payment

New Credit Card or ACH

ADD ACH Banking Information:
ABA Routing Nr./Bank Account Nr.
Expires: 12/9999

Enter the Card Verification Code/Value of your Credit Card:

Card Verification Code/Value [See Glossary](#)

3. Choose [Continue](#) to check and confirm your payment.

[Continue](#)

1 BILLING AND PAYMENT

2 VIEW OUTSTANDING INVOICES

3 DOWNLOAD SELECTED INVOICES

4 MAKE PAYMENT

Self Service

ACCOUNT BALANCE

View your account balances by fiscal year. You can easily print or download in Excel.

Balances and Line Items

- Straumann USA, LLC (STUS): Dr. Test Test

To see the items for a particular period, click on the corresponding amount.

Fiscal Year: Currency: USD

Balances

Month	Debit	Credit	Balance	Accumulated Balance
2018				USD 0.00
01/2018	USD 0.00	USD 0.00	USD 0.00	USD 0.00
02/2018	USD 0.00	USD 0.00	USD 0.00	USD 0.00
03/2018	USD 0.00	USD 0.00	USD 0.00	USD 0.00
04/2018	USD 0.00	USD 0.00	USD 0.00	USD 0.00
05/2018	USD 0.00	USD 0.00	USD 0.00	USD 0.00
06/2018	USD 195.00	USD 195.00	USD 0.00	USD 0.00
07/2018	USD 0.00	USD 0.00	USD 0.00	USD 0.00
08/2018	USD 0.00	USD 0.00	USD 0.00	USD 0.00
09/2018	USD 0.00	USD 0.00	USD 0.00	USD 0.00
10/2018	USD 0.00	USD 0.00	USD 0.00	USD 0.00
11/2018	USD 0.00	USD 0.00	USD 0.00	USD 0.00
12/2018	USD 0.00	USD 0.00	USD 0.00	USD 0.00
Total	USD 195.00	USD 195.00	USD 0.00	USD 0.00

Sales

SELECT FISCAL YEAR TO VIEW

PRINT OR EXPORT TO EXCEL

Print Excel

MONTHLY STATEMENTS

View your monthly statements by selecting a period and then downloading the PDF document.

The screenshot shows the Straumann Group patient portal interface. At the top, there are navigation links for 'eShop', 'Self Service', 'CARES® Scan & Shape', and 'Contact Us/ Support'. The user is identified as 'Dr Greg Peake' with ID '40570343'. The main content area is titled 'List of Documents' and shows a search for 'Straumann USA, LLC (STUS): Dr. Test Test'. Below the search, there is a dropdown menu for 'Period' set to 'Last 30 Days' and buttons for 'Search' and 'Extended Search'. A table lists three documents, all titled 'STAU: Bank Statement Customers' and dated 'Aug 11, 2015'. Each row has a 'View' link and a PDF icon. A blue arrow points from the text 'DOWNLOAD PDF' to the PDF icon of the first document.

Navigation: eShop | **Self Service** | CARES® Scan & Shape | Contact Us/ Support

User: Dr Greg Peake 40570343

straumanngroup

List of Documents

Straumann USA, LLC (STUS): Dr. Test Test

To display the list of documents, select the appropriate period:

Period: Last 30 Days [Search] [Extended Search]

Description	Sent On	View
STAU: Bank Statement Customers	Aug 11, 2015	← DOWNLOAD PDF
STAU: Bank Statement Customers	Aug 11, 2015	
STAU: Bank Statement Customers	Aug 11, 2015	

Left sidebar menu:

- + Orders>Returns/Product Issues
- + Coreignment
- + My Info
- + Personalization
- Billing and Payment
 - View/Pay Outstanding Invoices
 - Invoice Payment Status
 - Pending Transactions
 - Credits
 - Account Balance
 - Statement
 - Last Activity
- + Straumann Patient Pro





US eShop

www.straumanngroup.us/eshop



Canada eShop

www.straumanngroup.ca/eshop

Straumann North American Headquarters

Straumann USA, LLC

60 Minuteman Road

Andover, MA 01810

Phone 800/448 8168 (US) • 800/363 4024 (CA)

Fax 978/747 2490

www.straumann.us • www.straumann.ca

ifu.straumann.com

© Straumann USA, LLC 2018. All rights reserved.

Straumann® and/or other trademarks and logos from Straumann® that are mentioned herein are the trademarks or registered trademarks of Straumann Holding AG and/or its affiliates. All rights reserved.